


Order Status:

① Order Status: Once you log in, you may view PCB & Layout Order Status on the Member Page (①-1). If you ordered multiple items, you may have separate tracking information for each item; you may be able to enter your **Part No.** and **Date of Order** to view your order details. By selecting the **Shipped** button, you can find out the actual shipping time (①-2); select each **Order No.** will guide you to that particular quote and its manufacturing details (①-3).



Order Status

Announcement

No Data

Please Choose Your Service

PCB Fabrication

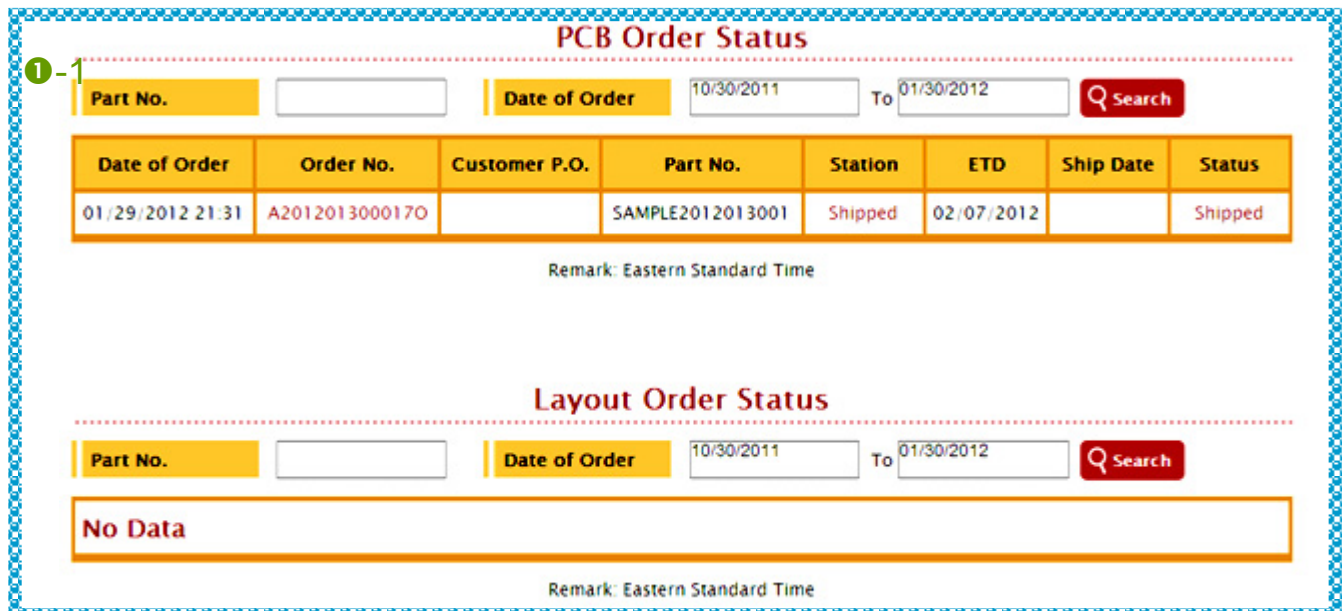


New Order

Quote Inquiry

Repeat Order

Promo Order



①-1

PCB Order Status

Part No. Date of Order To

Date of Order	Order No.	Customer P.O.	Part No.	Station	ETD	Ship Date	Status
01/29/2012 21:31	A2012013000170		SAMPLE2012013001	Shipped	02/07/2012		Shipped

Remark: Eastern Standard Time


Layout Order Status

Part No. Date of Order To

No Data

Remark: Eastern Standard Time

1-2



[About JetPCB](#)
[Manufacturing](#)
[Customer Service](#)
[Member](#)
[Contact Us](#)

Manufacturing Process

15
M
L

Order No.

A2012013000170


Part No.

SAMPLE2012013001

Remark: Eastern Standard Time

Back

1-3



[About JetPCB](#)
[Manufacturing](#)
[Customer Service](#)
[Member](#)
[Contact Us](#)

Manufacturing Process

15
M
L

Quotation

Order No.

A2012013000170

Quotation No.

A20120130001SIQ

Lead Time

7 days

ETD

02/08/2012

Amount

Quantity: 10
 Production: \$1,666.41
 Others: \$0.00
 Subtotal: \$1,666.41
 Shipping: \$102.96
 Total: \$1,769.37

Manufacturing Specifications

Part No.	SAMPLE2012013001	Material	FR4
Layer	4	Finish Thickness	1.6 mm (0.063")
Single Board Dimension	100 mm X 150 mm (3.937" X 5.906")	Layout Number	4 X 2
Finished Routing	V-Cut & Slot	Board Edge	Yes
Dimension	409 mm X 320 mm (16.102" X 12.598")	Layout	Yes
Surface Finishing	HASL Pb free	Solder Mask Color	Green
Outer Copper Weight	1.0 oz (35.0 um)	Inner Copper Weight	1.0 oz (35.0 um)
Silkscreen	Double	Silkscreen Color	White
Via Plugged	No	Electrical Test	Yes
BGA	within 2	Controlled Impedance	No
Minimum Trace Width	3.0 mil (76.2 um)	Minimum Trace Space	3.0 mil (76.2 um)
Minimum Hole Size	0.2 mm (0.008")	Gold Finger	No
Remark			

--- The End ---